

illuminated glass shelf

14" - 310.1200.XX.XX.XXX (WIDTH) (LIGHT) (FINISH)
 20" - 310.2200.XX.XX.XXX (WIDTH) (LIGHT) (FINISH)
 Filler - 310.2123.XX.XXX (WIDTH) (FINISH)

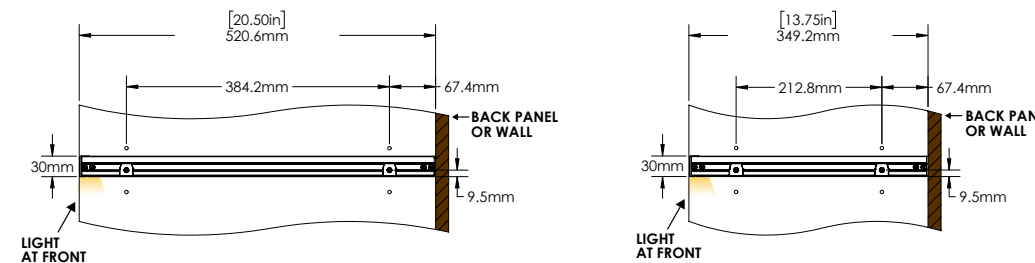
FEATURES

Integrated illumination
 – works with the
 12V Loox LED
 lighting system

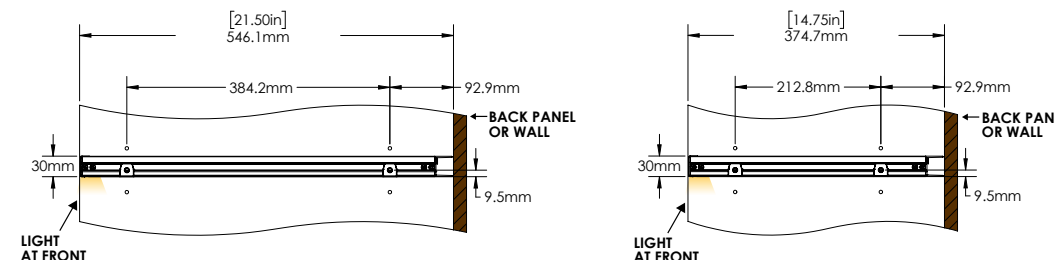
Two light options
 available, warm (3K)
 or cold (4K)

Shelf frame finish
 coordinates with other
 accessories, while
 the glass surface
 increases visibility

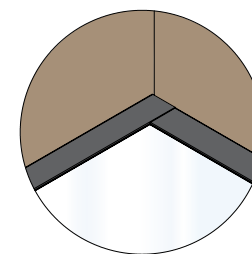
The Glass Shelf Filler
 piece extends the
 shelf 25mm deeper



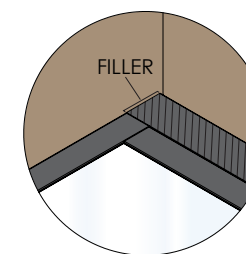
With Filler:



No Filler:



With Filler:



DIMENSIONS

SPECS

Shelf	14"	20"
	310.1200.18.XX.XXX (LIGHT)(FINISH)	310.2200.18.XX.XXX (LIGHT)(FINISH)
	310.1200.24.XX.XXX	310.2200.24.XX.XXX
	310.1200.30.XX.XXX	310.2200.30.XX.XXX
	310.1200.36.XX.XXX	310.2200.36.XX.XXX

Filler	(FINISH)
	310.2123.18.XXX
	310.2123.24.XXX
	310.2123.30.XXX
	310.2123.36.XXX

OPTIONS

WIDTH: 18" 24" 30" 36" **DEPTH:** 14" 20"

FINISH: MAL (MATTE ALUMINUM) MNL (MATTE NICKEL) SG (SLATE) MG (MATTE GOLD)

LIGHT: 3K (WARM) 4K (COOL)



310.2200.36.xx.SG

FINISHED PRODUCT